



East Missouri Action Agency, Inc.  
403 Parkway Dr., P.O. Box 308, Park Hills, Missouri 63601 • 573-454-2200

2008-2009




# Head Start Annual Report

Serving Bollinger, Cape Girardeau, Iron, Madison, Perry, St. Francois, Ste. Genevieve, Washington Counties

## No findings—Peer Review, CACFP, Internal audit!

### RESULTS AT A GLANCE

National Program Performance Objectives	National Head Start Program Performance Measures	Outcome percentages <i>Spring of:</i>					Outcome Rating
<b>Objective #1</b> Enhance children's growth and development.	<b>Head Start children demonstrate....</b> .... improved <b>language</b> skills. .... improved <b>literacy</b> skills. .... improved skills in <b>mathematics</b> . .... improved <b>science</b> skills. .... improved <b>creative arts</b> skills. .... improved <b>social and emotional</b> development skills. .... improved skills for <b>learning</b> . .... improved <b>physical health and development</b> .	2005 88% 82% 87% 87% 86% 79% 85% 84%	2006 92% 87% 86% 89% 88% 78% 87% 90%	2007 92% 83% 88% 92% 85% 76% 84% 84%	2008 87% 80% 81% 90% 77% 73% 83% 86%	2009 89% 82% 87% 88% 81% 74% 80% 87%	 Excellent Very satisfactory Excellent Excellent Very satisfactory Very satisfactory Very satisfactory Excellent
<b>Objective #2</b> Increase children's educational, health and nutritional well-being.	Head Start assures children receive needed <b>health services</b> . Head Start children show improvement on each <b>outcome goal</b> in the eight domains.	84% 84%	88% 88%	91% 86%	93% 82%	93% 84%	Excellent Very satisfactory
<b>Objective #3</b> Link children and families to needed community services.	Head Start parents make progress toward their <b>goals</b> .	75%	77%	77%	78%	76%	Very satisfactory
<b>Objective #4</b> Ensure a well-managed program.	Head Start <b>staff attain educational goals</b> . Head Start <b>food services follow CACFP guidelines</b> . Head Start <b>parents are actively involved</b> in policy council, parent meetings and/or volunteer activities. <b>Public school partnerships</b> result in <b>increased availability of disability services</b> .	91% 2006:100% 92% 100%	94% 2009:100% 92% 100%	86% 2009:100% 97% 100%	90% 77% 93%	93% 75% 93%	Excellent Excellent! Very satisfactory Excellent!

#### STATISTICS

Total amount of funds received:  
 Dept. of Health and Human Services – ACF \$3,812,302  
 Non-Federal Share Match \$ 952,790

Average monthly enrollment: 585 children  
 Percentage of eligible children served: 44%  
*This program can easily expand services if funding amount increases.*

#### Outcome Results Ratings

Excellent 85% - 100%  
 Very Satisfactory 70% - 84%  
 Satisfactory 50% - 69%  
 Minimally acceptable 30% - 49%  
 Inadequate >29%

**Details within** 

**Annual Outcome Results** related to the National Head Start Program Performance Objectives/ Measures and relevancy to the National ROMA Goals for Community Action Agencies.

# East Missouri Action Agency, Inc. Head Start

Children's growth is measured using the *Creative Curriculum* Outcomes Assessment Tool. Growth is documented in a portfolio which is shared with parents and then given to them when children transition from Head Start.

**All outcomes were in the 'excellent' or 'very satisfactory' category.**

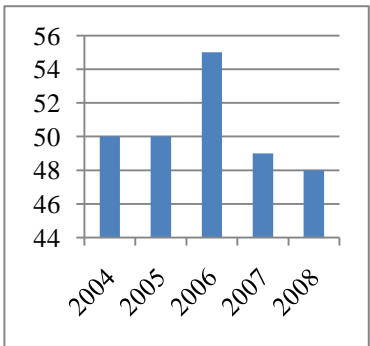
National Head Start Program Performance Objectives	National Head Start Program Performance Measure Domains	Domain Elements	Outcome Goals	Creative Curriculum Assessment Tool Goal Achievement					
				'05	'06	'07	'08	'09	
<p><b>Objective #1</b> Enhance children's growth and development in the 8 domains.</p> <p><b>ROMA Goal #6:</b> Low-income people especially vulnerable populations, achieve their potential by strengthening family and other support systems.</p> <p>-----</p> <p><b>QUESTIONS</b></p> <p><b>Why are domains important?</b> Congressional legislation mandated a universal emphasis on areas of children growth (domains) a philosophy supported by research, much of which is based on effective Head Start programs. With emphasis on accountability we assess children's growth in each of these areas—and report the results to YOU.</p> <p><b>What is ROMA?</b> Results Oriented Management and Accountability is the common language for members of the Community Action Network to use to respond to the Govt. Performance &amp; Results Act (GPRA) of 1993 which requires that federally funded programs demonstrate measurable outcomes. There are six ROMA goals.</p>	Head Start children demonstrate improved <b>language</b> skills.	Listening & understanding	Participates actively in discussions.	89%	93%	94%	90%	92%	Excellent
		Speaking & communications	Answers questions.	87%	91%	91%	85%	87%	Excellent
			Expresses self using words and expanded sentences.	87%	93%	92%	84%	89%	Excellent
	Head Start children demonstrate improved <b>literacy</b> skills.	Phonological awareness	Hears and discriminates the sounds of language.	81%	89%	83%	78%	82%	Very satisfactory
		Book knowledge & appreciation	Enjoys and values reading.	85%	90%	88%	89%	88%	Excellent
		Print awareness & concepts	Uses emerging reading skills to make meaning from print.	82%	90%	88%	82%	84%	Very satisfactory
		Early writing	Writes letters and words.	79%	83%	79%	75%	76%	Very satisfactory
		Alphabet Knowledge	Demonstrates knowledge of the alphabet.	79%	83%	78%	77%	81%	Very satisfactory
			Demonstrates understanding of print concepts.	84%	87%	82%	79%	80%	Very satisfactory
	Head Start children demonstrate improved skills in <b>mathematics</b> .	Numbers and operations	Uses numbers and counting.	87%	86%	88%	81%	87%	Excellent
	Head Start children demonstrate improved <b>science</b> skills.	Scientific knowledge	Observes objects and events with curiosity.	87%	89%	92%	90%	88%	Excellent
	Head Start children demonstrate improved <b>creative arts</b> skills.	Art	Makes and interprets representations.	86%	88%	85%	77%	81%	Very satisfactory
	Head Start children demonstrate Improved <b>social &amp; emotional development</b> skills.	Self-control	Follows classroom rules.	68%	79%	78%	73%	74%	Very satisfactory
	Head Start children demonstrate improved skills for <b>learning</b> .	Initiative and curiosity	Demonstrates self-direction and independence.	85%	87%	84%	83%	80%	Very satisfactory
Head Start children demonstrate improved <b>physical health and development</b> .	Fine motor skills	Controls small muscles in hands.	84%	90%	84%	86%	87%	Excellent	

# East Missouri Action Agency, Inc. Head Start

Annual Outcome Results related to the National Head Start Program Performance Objectives/ Measures and relevancy to the National ROMA Goals for Community Action Agencies

**Family income is less than \$6,000 annually for 49% of Head Start families.**

National Head Start Program Performance Objectives	National Head Start Program Performance Measures	Issues	Outcome Goals	Total Who Reach/ Need Goal	Goal Achievement Spring of:					
					'05	'06	'07	'08	'09	
<b>Objective #2</b> Increase children's educational, health and nutritional well-being.	<b>Head Start assures children who attended Head Start for at least 45 days receive needed health services.</b>  <b>ROMA Goal #6:</b> Low-income people especially vulnerable populations, achieve their potential by strengthening family and other support systems.	Medical health	Health problems screened.	608/699	99%	96%	95%	95%	87%	Excellent
			Follow-up treatment received.	91/99	88%	88%	96%	97%	91%	Excellent
		Dental health	Preventative care obtained.	656/699	82%	94%	95%	87%	94%	Excellent
			Dental treatment received.	99/101	86%	63%	70%	86%	98%	Excellent
	Immunizations	Center-based children's immunizations up-to-date.	570/585	99%	100%	99%	98%	97%	Excellent!	
	<b>Head Start programs provide developmentally appropriate educational environments.</b>  <b>ROMA Goal #6:</b> Low-income people especially vulnerable populations, achieve their potential by strengthening family and other support systems.	Prepare children for kindergarten	Children show improvement on each outcome goal for the 8 domains.	6518/7788	84%	88%	86%	82%	84%	Very satisfactory
		Special needs children	Individualized Education Plan (IEP) developed for all children with disabilities that interfere with learning.	105/105  105/699	100%	100%	100%	100%	100%	Excellent!  12% 15% 16% 14% 15% [10% of all children enrolled are required by Head Start.]
	<b>Objective #3</b> Link children and families to needed community services.	<b>Head Start parents make progress toward their goals.</b>  <b>ROMA Goal #1:</b> Low-income people become more self-sufficient.  <b>% of family incomes &lt;\$6000</b>	Employment	Head Start families have an employed parent.	417/651	69%	63%	64%	64%	64%
Head Start families no longer rely on TANF payments.				508/651	78%	79%	82%	78%	78%	Very satisfactory
Literacy/ education			Head Start families have graduated from high school/ GED.	423/651	53%	66%	68%	70%	65%	Satisfactory
Health insurance			Health insurance obtained.	686/699	99%	98%	95%	97%	98%	Excellent



# East Missouri Action Agency, Inc. Head Start

Annual Outcome Results related to the National Head Start Program Performance Objectives/ Measures and relevancy to the National ROMA Goals for Community Action Agencies

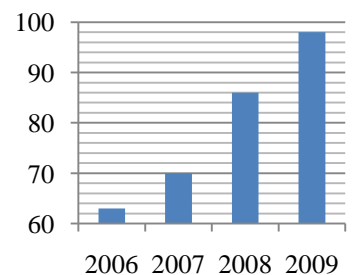
**Program: 16 Head Start teachers & site managers have a four-year college degree.**

National Head Start Program Performance Objectives	National Head Start Program Performance Measures	Domain Elements	Outcome Goals	Total Who Need/Reach Goal	Goal Achievement <i>Spring of:</i>					
					'05	'06	'07	'08	'09	
<b>Objective #4</b> Ensure a well-managed program.	<b>Head Start staff attain educational goals.</b>	Classroom Teachers	At least A.A./A.S. degree completed	28/30	91%	94%	86%	90%	93%	Excellent
	<b>ROMA Goal #5:</b> Agencies increase their capacity to achieve results.	Assistant Teachers	At least CDA completed	16/46			17%	34%		
	<b>Head Start food services follow food guidelines as documented on 3-year CACFP Review.</b>	Cooks	Food service staff in each center follow all CACFP guidelines.	10/10 Tri-annual CACFP review			2003: 100%	2006: 100%	2009: 100%	Excellent!
	<b>ROMA Goal #5:</b> Agencies increase their capacity to achieve results.									
	<b>Head Start parents are actively involved in policy council, parent meetings and/or volunteer activities.</b>	Parent program involvement	Parents involved in their children's education.	706/936	92%	92%	97%	77%	75%	Very satisfactory
	<b>ROMA Goal #3:</b> Low-income people own a stake in their community.									
<b>Public school partnerships result in the increased availability of disability services.</b>	<b>ROMA Goal #4:</b> Partnerships among supporters and providers of service to low-income people are achieved.	Public schools	A formal agreement with each school obtained.	13/14	100%	100%	100%	93%	93%	Excellent!

## OUTCOME AREAS OF EXCELLENCE

- EMAA Head Start is fortunate to be in our service area of two federally-qualified health-care centers, Cross Trails Medical Center in Bollinger and Cape Counties and Great Mines that has clinics in St. Francois and Washington Counties. The Smiles across Greater Missouri program also provides dental services to St. Francois and Madison Counties. Thus our families have greater access to dental services that accept Medicaid or on a sliding scale fee than ever before.
- Dental treatment increases by 12% (after a 16% increase last year) as a result of strong ties with local dental coalition.
- Out of over 1100 performance standards, there was 'no findings!'
- Child and Adult Care Food Program (CACFP) perfect review demonstrates our strong commitment to good nutrition at all of our Head Start centers.

Percent of children receiving dental follow-up



*The focus of the objectives included in this report was developed collaboratively by the EMAA Policy Council and Head Start personnel.*



Renee Killian, Head Start Program Director  
 Marilyn Howell, Child/Family Health Specialist  
 Bobbie Osia, Training Specialist  
 Wendy Soderlund, Education/Disabilities Specialist  
 Roxanna Simily, Mental Health Specialist

Jan Cooley, Deputy Director  
 Cecilia Crawford, Nutritional Specialist  
 Sharon LaChance, Computer Specialist  
 Bev Skaggs, Social/Services Specialist

